
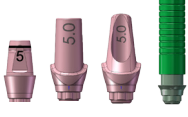




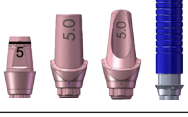







# Genesis Implant to Abutment Flow Chart

Implant	Healing Abutment			Impression Post		Analog		Cement-Retained Restoration Abutments
Ø3.5/3.8 mm Genesis Tapered Implant  	Diameter	Cuff Height	Part No.	Diameter	Part No.	Diameter	Part No.	Quick-Abutment Esthetic Flare Ti - Straight Esthetic Flare Ti - 15° Angled UCLA Abutment  
	4.0 mm	3.0 mm	G21103	4.0 mm	45904K	3.5/ 3.8 mm, 1-Pack	G71107	
	5.0 mm	G21104		4.0 mm	45905K			
	5.0 mm	3.0 mm	G21105	5.0 mm Open Tray	45906K			
		5.0 mm	G21106	5.0 mm Closed Tray	45907K			
								
Ø4.5 mm Genesis Tapered Implant  	Diameter	Cuff Height	Part No.	Diameter	Part No.	Diameter	Part No.	Quick-Abutment  Esthetic Flare Ti - Straight Esthetic Flare Ti - 15° Angled UCLA Abutment  
	5.0 mm	3.0 mm	G21107	5.0 mm Open Tray	45908K	4.5 mm, 1-Pack	G71109	
	5.0 mm	G21108		5.0 mm Closed Tray	45909K			
	6.0 mm	3.0 mm	G21109	6.0 mm Open Tray	45910K			
		5.0 mm	G21110	6.0 mm Closed Tray	45911K			
								
Ø5.5/6.5 Genesis Tapered Implant  	Diameter	Cuff Height	Part No.	Diameter	Part No.	Diameter	Part No.	Quick-Abutment Esthetic Flare Ti - Straight Esthetic Flare Ti - 15° Angled UCLA Abutment  
	5.0 mm	3.0 mm	G21111	5.0 mm Open Tray	45912K	5.5 mm, 1-Pack	G71111	
	5.0 mm	G21112		5.0 mm Closed Tray	45913K			
	6.0 mm	3.0 mm	G21113	6.0 mm Open Tray	45914K	6.5 mm, 1-Pack	G71113	
		5.0 mm	G21114	6.0 mm Closed Tray	45915K			
	7.0 mm	3.0 mm	G21296	7.0 mm Open Tray	45916K			
		5.0 mm	G21297	7.0 mm Closed Tray	45917K			
	8.0 mm	3.0 mm	G21298	8.0 mm Open Tray	45918K			
		5.0 mm	G21299	8.0 mm Closed Tray	45919K			
	