













TILOBEMAXX™ Implant to Abutment Flow Chart

Implant	Healing Abutment			Impression Post		Analog		Restorative Abutments	
Ø7.0 TILOBEMAXX™ Implant 	Contour	Cuff Height	Part No.	Contour	Part No.	Diameter	Part No.		
	7.0mm	3.0mm	15722K	7.0 mm Open Tray	45920K				
7.0mm	5.0mm	15723K	7.0 mm Closed Tray	45921K					
									

Implant	Healing Abutment			Impression Post		Analog		Restorative Abutments	
Ø8.0 TILOBEMAXX™ Implant 	Contour	Cuff Height	Part No.	Contour	Part No.	Diameter	Part No.		
	8.0 mm	3.0 mm	15724K	8.0 mm Open Tray	45922K				
	8.0 mm	5.0 mm	15725K	8.0 mm Closed Tray	45923K				
	9.0 mm	3.0 mm	15726K	9.0 mm Open Tray	45924K				
	9.0 mm	5.0 mm	15727K	9.0 mm Closed Tray	45925K				
									

Implant	Healing Abutment			Impression Post		Analog		Restorative Abutments	
Ø9.0 TILOBEMAXX™ Implant 	Contour	Cuff Height	Part No.	Contour	Part No.	Diameter	Part No.		
	8.0 mm	3.0 mm	15724K	8.0 mm Open Tray	45922K				
	8.0 mm	5.0 mm	15725K	8.0 mm Closed Tray	45923K				
	9.0 mm	3.0 mm	15726K	9.0 mm Open Tray	45924K				
	9.0 mm	5.0 mm	15727K	9.0 mm Closed Tray	45925K				
