

# TILOBE® MULTI-UNIT ABUTMENT SYSTEM

The Tilobe® Multi-Unit Abutment is designed for screw-retained restorations of partially edentulous and fully edentulous arches, such as the Keystone Arch treatment concept. These abutments are available in both straight (non-engaging, one-piece) and angled (17° and 30°) alternatives with a selection of cuff heights to match soft tissue thickness.

Material: Titanium Alloy

Recommended Abutment / Abutment Screw Torque Value: 30 Ncm

Recommended Prosthetic Screw Torque Value: 20 Ncm









Driver Required: Quad Driver

## Instruction For Use:



- Multiple-unit screw retained restorations
- Edentulous or partially edentulous arches
- Simplified prosthetic access for diverging implant angles
- Transition from table of implant through the soft tissue



## Prosthetic Components


	DESCRIPTION	REF #
	Multi Unit Abutment Healing Cap	45330K
	Multi Unit Abutment Impression Post, Open Tray (with screw)	45327K
	Multi Unit Abutment Impression Post, Closed Tray	45328K
	Multi Unit Abutment Analog	45329K
	Multi Unit Abutment Ti Temporary Sleeve (with prosthetic screw)	45331K
	Multi Unit Abutment Plastic Sleeve (with prosthetic screw)	45332K
	Replacement Multi Unit Abutment Prosthetic Screw	45333K
	Replacement Abutment Screw for Angled Multi Unit Abutment	45334K

## Quad Drivers

	DESCRIPTION	REF #
	Quad Driver, Latch, X-Long, 35 mm	45294K
	Quad Driver, Swivel Head, X-Long, 35 mm	45293K

# TILOBE® MULTI-UNIT ABYTMMENT SYSTEM




## Ø3.5/3.8 mm Internal Tilobe® Implants

	DESCRIPTION	CUFF	REF #
	Straight	1.0 mm	45312K
	Straight	2.0 mm	45313K
	Straight	3.0 mm	45314K
	Straight	4.0 mm	45943K
	Angled 17°	3.0 mm	45321K
	Angled 17°	4.0 mm	45322K
	Angled 30°	3.0 mm	45936K
	Angled 30°	4.0 mm	45937K
	Angled 30°	5.0 mm	45938K

## Ø4.1/4.5 mm Internal Tilobe® Implants

	DESCRIPTION	CUFF	REF #
	Straight	1.0 mm	45315K
	Straight	2.0 mm	45316K
	Straight	3.0 mm	45317K
	Straight	4.0 mm	45318K
	Angled 17°	3.0 mm	45323K
	Angled 17°	4.0 mm	45324K
	Angled 30°	3.0 mm	45965K
	Angled 30°	4.0 mm	45325K
	Angled 30°	5.0 mm	45326K

## Ø5.0/5.5/6.0/6.5 mm Internal Tilobe® Implants

	DESCRIPTION	CUFF	REF #
	Straight	1.0 mm	45319K
	Straight	2.0 mm	45320K
	Straight	3.0 mm	45939K
	Straight	4.0 mm	45940K
	Angled 17°	3.0 mm	45941K
	Angled 17°	4.0 mm	45942K
	Angled 30°	3.0 mm	45966K
	Angled 30°	4.0 mm	45967K